Drought Information Statement

For East Tennessee, Southwest Virginia, and Southwest North Carolina

Valid March 5, 2026

Issued By: WFO Morristown, TN

Contact Information: sr-mrx.webmaster@noaa.gov

- This product will be updated in the next week or sooner if drought conditions change significantly.
- Please see all currently available products at https://drought.gov/drought-information-statements.
- Please visit https://www.weather.gov/mrx/DroughtInformationStatement for previous statements.

U.S. Drought Monitor

Link to the latest U.S. Drought Monitor for the NWS Morristown CWA

- **Drought intensity and Extent**
  - **D4 (Exceptional Drought):** None.
  - **D3 (Extreme Drought):** Area in and around Bradley County
  - **D2 (Severe Drought):** Rest of southern Valley, far east Tennessee mountains, part of the Plateau, and southwest North Carolina
  - **D1 (Moderate Drought):** Most remaining areas of East Tennessee
  - **D0: (Abnormally Dry):** Most of southwest Virginia, the northern Cumberland Plateau, and portions of the northern Tennessee Valley.

U.S. Drought Monitor

Morristown, TN WFO

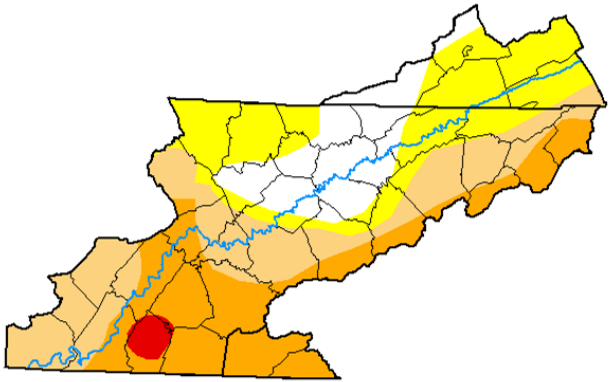

March 3, 2026

(Released Thursday, Mar. 5, 2026)

Valid 7 a.m. EST

Drought Conditions (Percent Area)

	None	D0-D4	D1-D4	D2-D4	D3-D4	D4
Current	16.15	83.85	56.47	28.05	1.57	0.00
Last Week *02-24-2026*	0.91	99.09	66.22	29.96	1.57	0.00
3 Months Ago *12-02-2025*	66.50	33.50	5.44	0.00	0.00	0.00
Start of Calendar Year *01-06-2026*	0.15	99.85	85.19	33.14	0.00	0.00
Start of Water Year *09-30-2025*	86.93	13.07	0.00	0.00	0.00	0.00
One Year Ago *03-04-2025*	36.62	63.38	40.76	12.81	0.00	0.00

Intensity:

- None
- D0 Abnormally Dry
- D1 Moderate Drought
- D2 Severe Drought
- D3 Extreme Drought
- D4 Exceptional Drought

The Drought Monitor focuses on broad-scale conditions. Local conditions may vary. For more information on the Drought Monitor, go to https://droughtmonitor.unl.edu/About.aspx

Author:

Brad Pugh
CPC/NOAA

droughtmonitor.unl.edu

Recent Change in Drought Intensity

Link to the latest 1-week change map for the Southern Appalachians

- Four Week Drought Monitor Class Change.
  - **Drought Worsened:** None.
  - **No Change:** Most areas
  - **Drought Improved:** Parts of the northern Cumberland Plateau, central and northern Tennessee Valley, and a segment of Lee County Virginia.

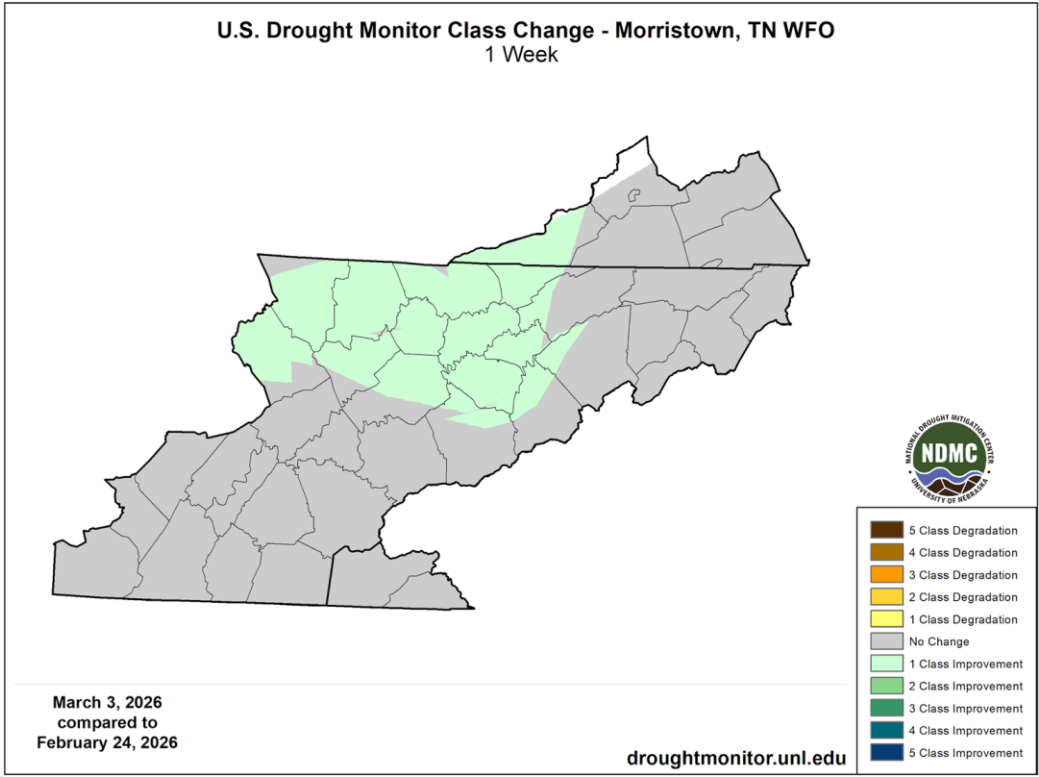

Precipitation

- Precipitation has been below normal for most areas.

30-Day Precipitation Accumulations (Inches)

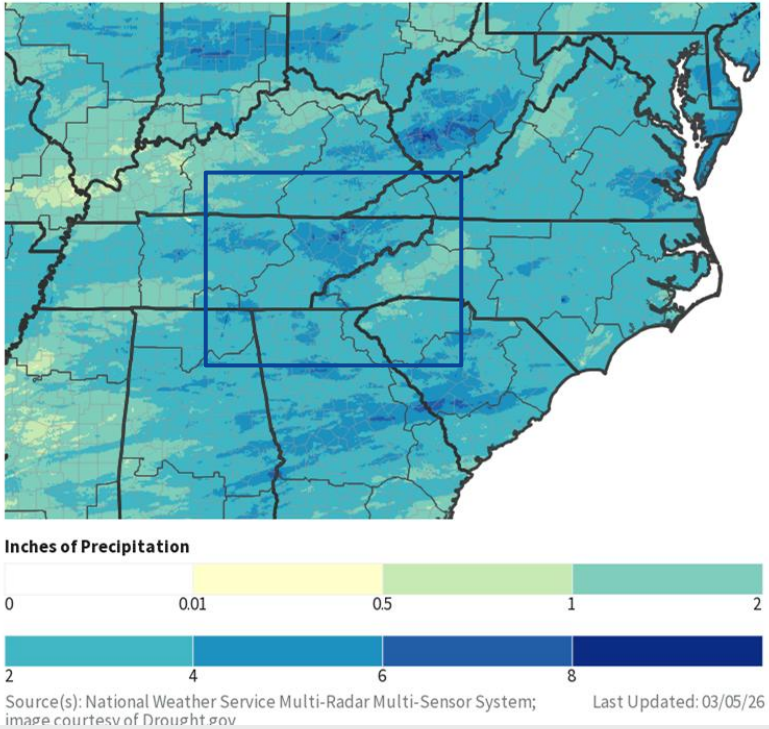

30-Day Percent of Normal Precipitation

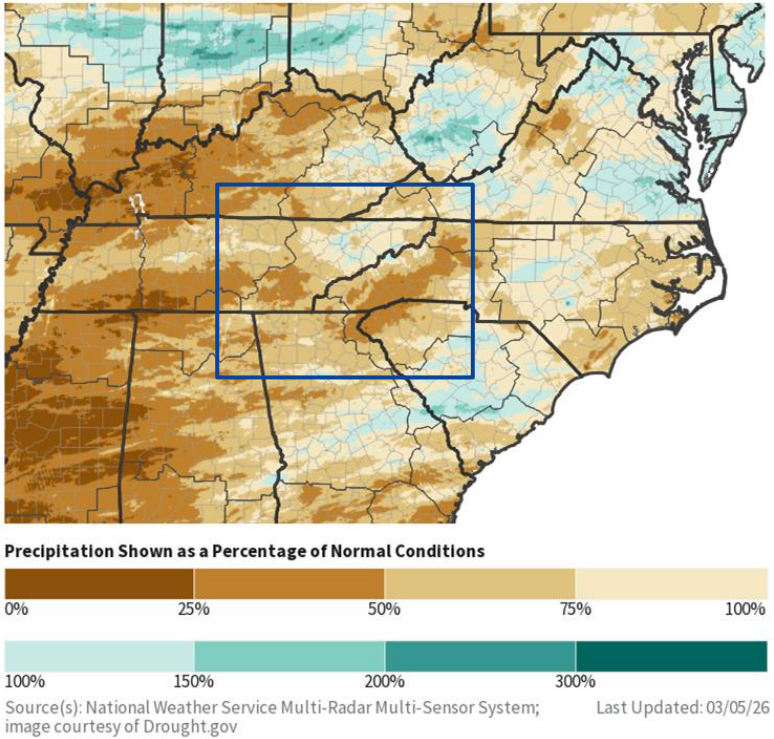

Temperature

- Temperatures have been near or above normal the past 4 weeks.

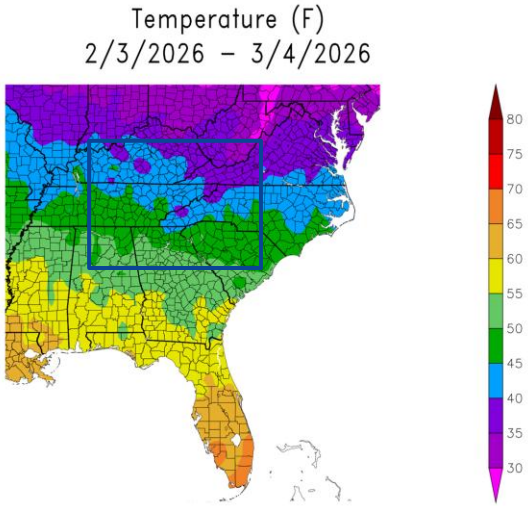

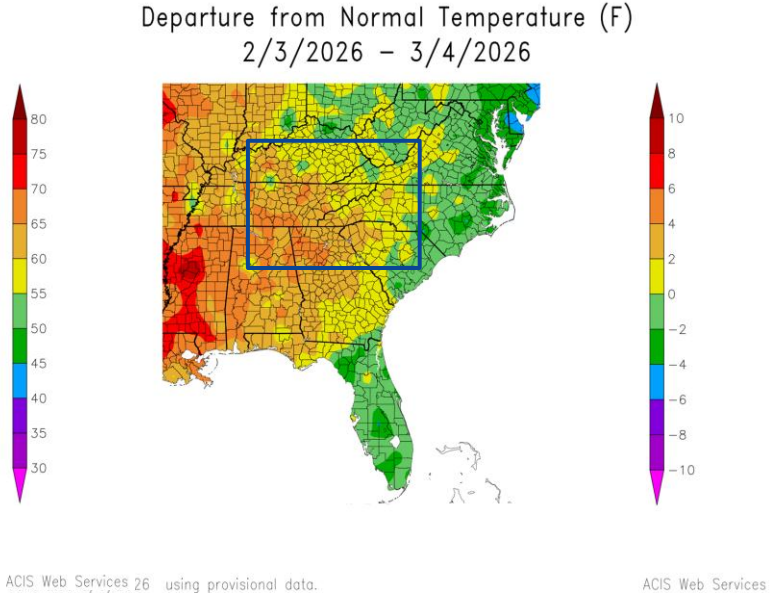

Summary of Impacts

Links: See/submit Condition Monitoring Observer Reports (CMOR) and view the Drought Impacts Reporter

Hydrologic Impacts

- Stream flows are generally much below normal for the southern Tennessee Valley and east Tennessee mountains, and near normal most other places.

Agricultural Impacts

- Soil moisture is below normal for agriculture in the southern Tennessee valley and western North Carolina, with near normal conditions elsewhere.

Fire Hazard Impacts

- Tennessee Forestry has reported little to no fire activity, but the fire outlook for North Carolina is above normal

Other Impacts

- Stay tuned for future updates.

Mitigation Actions

- Please refer to your municipality and/or water provider for mitigation information. Continue to abide by any local burning bans and regulations.

Agricultural Impacts

- Dry soil conditions across most of the region

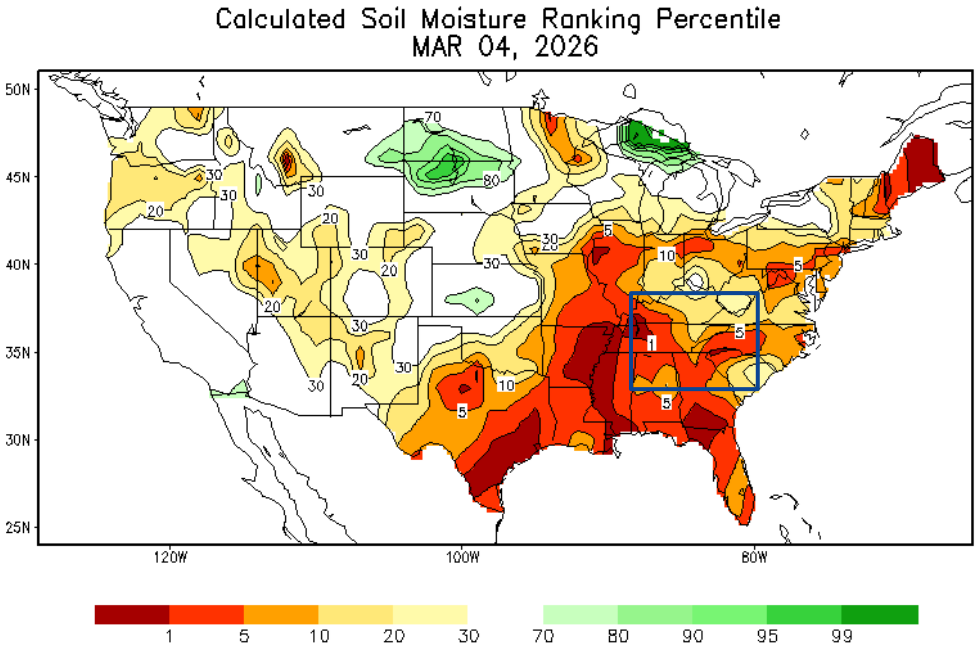

Fire Hazard Impacts

Link to Wildfire Potential Outlooks from the National Interagency Coordination Center.

Latest TN Burn Ban map available here.

Latest VA Burn Ban map available here.

Latest NC Burn Ban information available here.

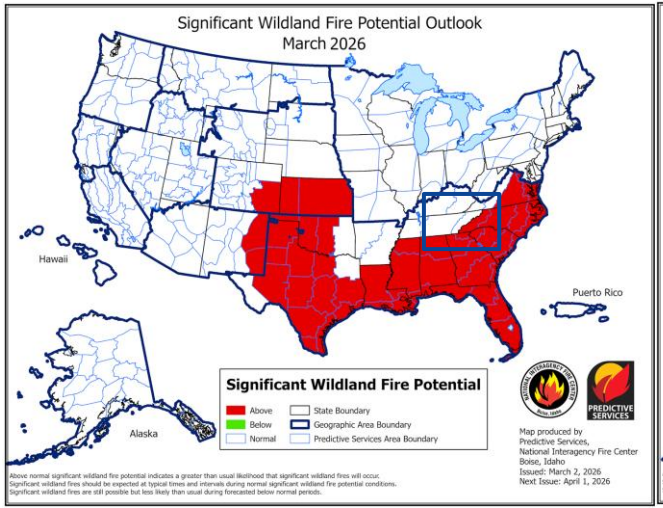

Seven Day Precipitation Forecast

- Multiple periods of showers expected between Saturday and the middle of next week.
  - Most places are expected to see from 1 ½” to 2 ½” over the next 7 days.

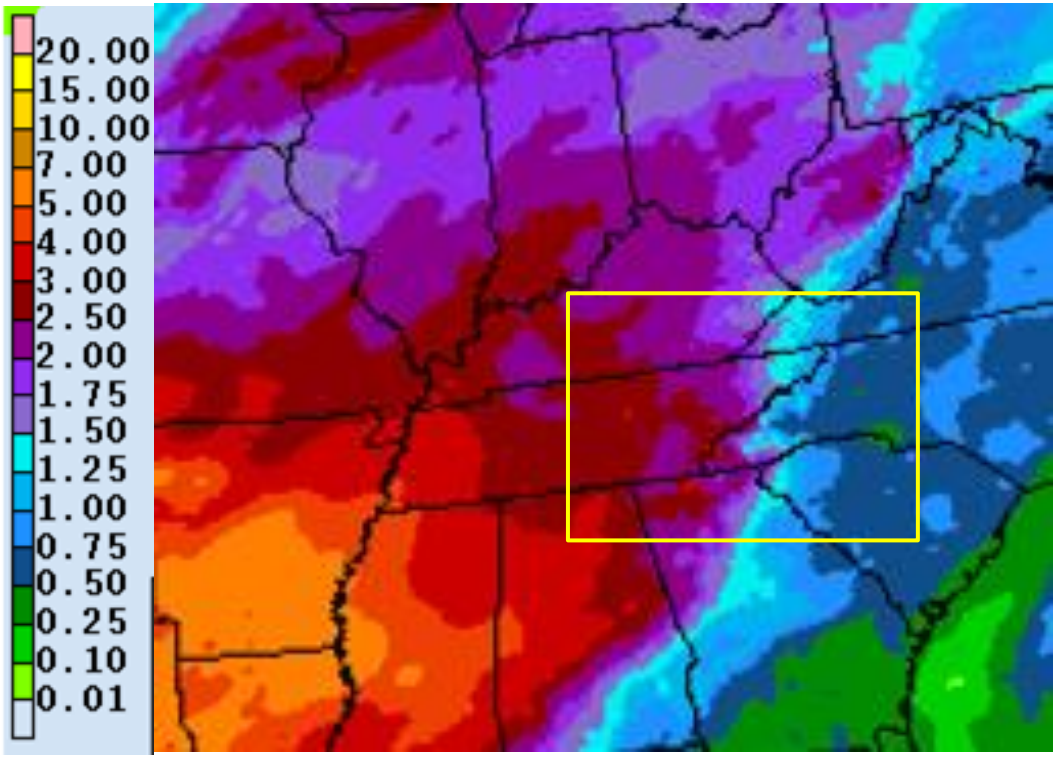

Rapid Onset Drought Outlook

Links to the latest Climate Prediction Center 8 to 14 day Temperature Outlook and Precipitation Outlook.

- No hazards in our area during Week 2

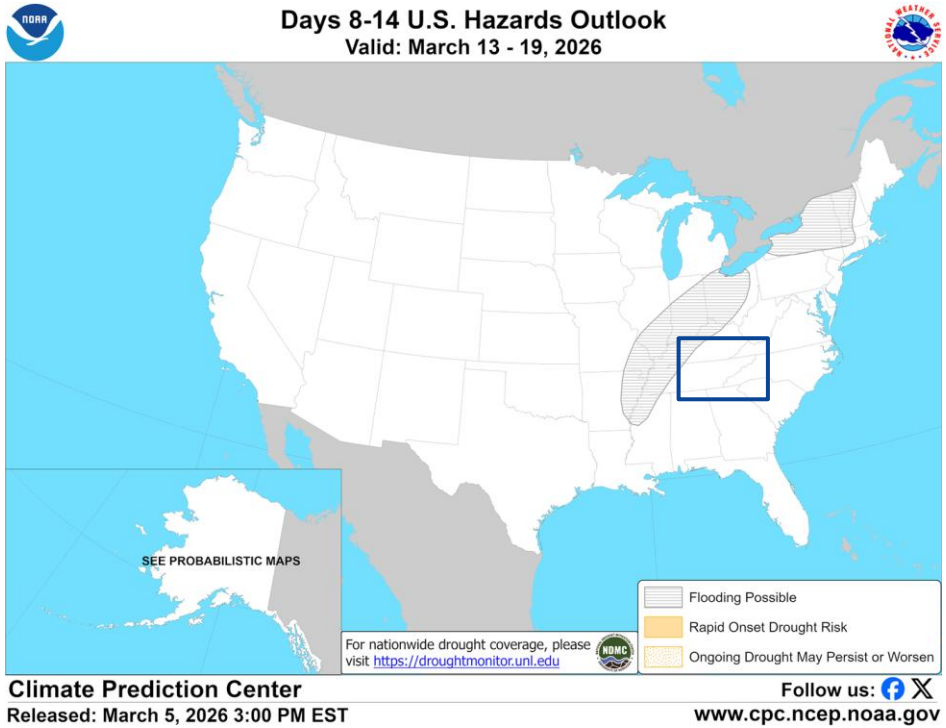

Drought Outlook

The latest monthly and seasonal outlooks can be found on the CPC homepage

- Drought conditions are forecast to improve or possibly end across much of the area during the next 3 months, with the exception being the far northern Tennessee mountains.

Seasonal (3-Month) Drought Outlook for February 28–May 31, 2026

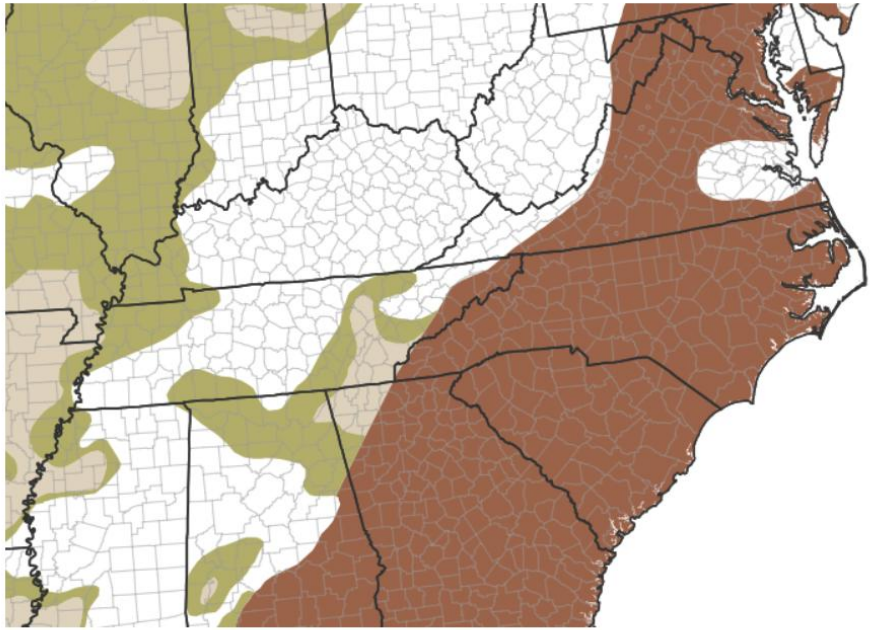

Drought Is Predicted To...

Persist | Improve | End | Develop | No Drought

Links to the latest:
Climate Prediction Center Monthly Drought Outlook
Climate Prediction Center Seasonal Drought Outlook