




# San Antonio Area Monthly Rankings: January



Rank	Warmest Avg Temp		Warmest Avg High		Warmest Avg Low		Wettest	
1 <sup>st</sup>	62.0	1923	72.9	2006	51.5	1907	8.52	1968
2 <sup>nd</sup>	60.5	1907	72.6	1923	51.5	1933	6.72	2024
3 <sup>rd</sup>	60.0	1933	70.5	1971	51.4	1923	5.86	1931
4 <sup>th</sup>	59.4	1952	70.4	1952	50.5	1890	5.64	1992
5 <sup>th</sup>	59.4	1890	70.1	1953	50.3	1950	5.63	1891


Rank	Coolest Avg Temp		Coolest Avg High		Coolest Avg Low		Driest	
1 <sup>st</sup>	43.2	1930	52.3	1930	32.2	1886	T	1996
2 <sup>nd</sup>	43.3	1978	52.4	1979	33.3	1962	0.02	1911
3 <sup>rd</sup>	43.7	1979	52.9	1978	33.5	1948	0.04	1999
4 <sup>th</sup>	43.9	1940	53.5	1940	33.6	1985	0.04	1971
5 <sup>th</sup>	44.0	1977	53.8	1977	33.8	1978	0.09	1914

Updated: Aug 2025

POR: 7/1885 – 8/2025



# San Antonio Area Monthly Rankings: February



Rank	Warmest Avg Temp		Warmest Avg High		Warmest Avg Low		Wettest	
1 <sup>st</sup>	64.1	2017	76.3	2008	54.2	1932	7.88	1903
2 <sup>nd</sup>	63.0	1932	76.1	2009	54.0	1957	6.43	1965
3 <sup>rd</sup>	62.9	2009	75.9	2017	53.8	1892	6.37	1992
4 <sup>th</sup>	62.9	1957	75.4	1954	53.0	1938	5.63	2012
5 <sup>th</sup>	62.8	1962	75.1	1962	52.4	2017	5.47	1923


Rank	Coolest Avg Temp		Coolest Avg High		Coolest Avg Low		Driest	
1 <sup>st</sup>	43.9	1905	54.3	1905	33.5	1905	0.01	1999
2 <sup>nd</sup>	45.2	1895	55.1	1895	34.2	1899	0.01	1916
3 <sup>rd</sup>	45.8	1899	57.0	1978	35.2	1895	0.03	1954
4 <sup>th</sup>	46.4	1978	57.4	1899	35.6	1947	0.04	1974
5 <sup>th</sup>	48.2	1968	57.9	1903	35.8	1978	0.08	2007

Updated: Aug 2025

POR: 7/1885 – 8/2025



# San Antonio Area Monthly Rankings: March



Rank	Warmest Avg Temp		Warmest Avg High		Warmest Avg Low		Wettest	
1 <sup>st</sup>	71.1	1907	82.7	2025	60.2	1907	7.24	2007
2 <sup>nd</sup>	69.3	2025	82.1	1916	59.4	2020	6.12	1992
3 <sup>rd</sup>	69.1	1904	82.0	1907	58.4	1938	5.91	1921
4 <sup>th</sup>	68.9	2020	81.4	1904	58.1	2017	5.17	1990
5 <sup>th</sup>	68.6	1916	80.5	1971	57.7	1921	5.06	1994


Rank	Coolest Avg Temp		Coolest Avg High		Coolest Avg Low		Driest	
1 <sup>st</sup>	53.2	1915	63.9	1915	42.5	1915	T	1899
2 <sup>nd</sup>	54.9	1969	65.2	1969	43.0	1947	0.01	2011
3 <sup>rd</sup>	54.9	1965	66.1	1912	43.0	1965	0.03	1961
4 <sup>th</sup>	55.8	1958	66.2	1941	44.3	1996	0.03	1954
5 <sup>th</sup>	56.0	twice	66.3	1888	44.5	1969	0.04	1971

Updated: Aug 2025

POR: 7/1885 – 8/2025



# San Antonio Area Monthly Rankings: April



Rank	Warmest Avg Temp		Warmest Avg High		Warmest Avg Low		Wettest	
1 <sup>st</sup>	76.7	2006	88.8	2006	66.8	1967	11.64	1915
2 <sup>nd</sup>	76.5	1967	87.9	2011	64.6	2006	9.32	1957
3 <sup>rd</sup>	75.7	2011	87.2	1948	64.1	2002	9.11	1900
4 <sup>th</sup>	74.6	2025	86.3	1967	63.9	1925	8.99	1949
5 <sup>th</sup>	74.6	1893	85.9	1972	63.8	1954	8.80	1977


Rank	Coolest Avg Temp		Coolest Avg High		Coolest Avg Low		Driest	
1 <sup>st</sup>	63.9	1997	73.9	1931	51.8	1987	0.01	2005
2 <sup>nd</sup>	64.2	1931	74.3	1997	52.4	1983	0.03	2011
3 <sup>rd</sup>	64.5	1949	74.6	1949	53.1	1980	0.04	2012
4 <sup>th</sup>	65.2	2007	74.9	2007	53.5	1997	0.05	1998
5 <sup>th</sup>	65.2	1983	75.2	1926	53.9	1998	0.11	1984

Updated: Aug 2025

POR: 7/1885 – 8/2025



# San Antonio Area Monthly Rankings: May



Rank	Warmest Avg Temp		Warmest Avg High		Warmest Avg Low		Wettest	
1 <sup>st</sup>	83.0	2022	94.8	2022	71.9	2024	14.07	1935
2 <sup>nd</sup>	81.9	1996	92.7	1989	71.1	2022	13.19	2013
3 <sup>rd</sup>	81.7	1989	92.6	1996	71.1	1996	12.85	1987
4 <sup>th</sup>	81.5	2024	91.8	2025	70.8	1899	12.47	1993
5 <sup>th</sup>	80.5	2025	91.6	2018	70.7	1989	11.24	1972


Rank	Coolest Avg Temp		Coolest Avg High		Coolest Avg Low		Driest	
1 <sup>st</sup>	71.0	1907	80.0	1907	61.1	1917	0.12	2003
2 <sup>nd</sup>	71.3	1976	80.3	1885	61.4	1976	0.17	1961
3 <sup>rd</sup>	71.5	1885	80.9	1891	61.6	1952	0.33	1989
4 <sup>th</sup>	71.6	1924	81.0	1903	61.6	1944	0.34	1998
5 <sup>th</sup>	71.6	1917	81.1	1924	61.9	1907	0.41	1988

Updated: Aug 2025

POR: 7/1885 – 8/2025



# San Antonio Area Monthly Rankings: June



Rank	Warmest Avg Temp		Warmest Avg High		Warmest Avg Low		Wettest	
1 <sup>st</sup>	87.7	2022	99.5	2022	76.6	2024	11.95	1986
2 <sup>nd</sup>	87.4	1990	98.5	1990	76.4	1990	10.44	1973
3 <sup>rd</sup>	86.8	2008	98.1	2009	75.9	2018	9.47	2004
4 <sup>th</sup>	86.6	2024	98.0	2008	75.8	2022	8.71	1981
5 <sup>th</sup>	86.4	2018	97.7	1998	75.6	2008	8.41	1935


Rank	Coolest Avg Temp		Coolest Avg High		Coolest Avg Low		Driest	
1 <sup>st</sup>	75.8	1903	85.9	1903	65.7	1903	0.01	2008
2 <sup>nd</sup>	77.5	1919	86.5	1919	68.0	1912	0.01	1967
3 <sup>rd</sup>	78.4	1912	87.1	1890	68.5	1919	0.01	1914
4 <sup>th</sup>	78.5	1920	87.2	1973	68.8	1966	0.02	1917
5 <sup>th</sup>	78.5	1890	87.3	1935	68.8	1974	0.02	1902

Updated: Aug 2025

POR: 7/1885 – 8/2025



# San Antonio Area Monthly Rankings: July



Rank	Warmest Avg Temp		Warmest Avg High		Warmest Avg Low		Wettest	
1 <sup>st</sup>	89.8	2022	101.6	2022	78.0	2023	16.92	2002
2 <sup>nd</sup>	89.4	2023	100.7	2023	78.0	2022	11.76	2007
3 <sup>rd</sup>	88.7	2009	100.6	2009	77.3	2020	8.29	1990
4 <sup>th</sup>	88.5	2020	99.9	1980	77.2	1979	8.19	1942
5 <sup>th</sup>	88.1	1980	99.7 <sup>^</sup>	2020	77.0	2011	8.12	2003

<sup>^</sup>Also 1998

Rank	Coolest Avg Temp		Coolest Avg High		Coolest Avg Low		Driest	
1 <sup>st</sup>	79.8	1976	86.6	1976	70.4	1905	T	1997
2 <sup>nd</sup>	79.8	1903	87.4	2007	70.8	1903	T	1993
3 <sup>rd</sup>	80.4	2007	88.8	1903	71.1	1885	T	1984
4 <sup>th</sup>	80.5	1885	89.0	1919	71.3	1947	T	1944
5 <sup>th</sup>	80.7	1919	89.7	1975	71.3	1904	0.01*	2022


Updated: Aug 2025

\*Also 1953

POR: 7/1885 – 8/2025



# San Antonio Area Monthly Rankings: August



Rank	Warmest Avg Temp		Warmest Avg High		Warmest Avg Low		Wettest	
1 <sup>st</sup>	90.6	2023	101.5	2011	78.5	2011	11.14	1974
2 <sup>nd</sup>	90.0	2011	100.7	2013	78.3	2023	9.42	1971
3 <sup>rd</sup>	88.7	2024	100.3	2009	78.1	2024	9.09	1892
4 <sup>th</sup>	88.6	2019	100.2	2023	77.9	2019	8.55	1894
5 <sup>th</sup>	88.6	2013	100.1	2020	77.4	2010	7.83	2001


Rank	Coolest Avg Temp		Coolest Avg High		Coolest Avg Low		Driest	
1 <sup>st</sup>	80.1	1894	89.3	1974	70.5	1891	0.00	1952
2 <sup>nd</sup>	80.7	1889	89.3	1894	70.6	1889	0.00	1902
3 <sup>rd</sup>	80.9	1892	89.8	1892	70.9	1894	0.00	1899
4 <sup>th</sup>	81.1	1974	90.0	1971	71.0	1949	T	1924
5 <sup>th</sup>	81.2	1903	90.6	1903	71.2	1904	0.01	twice

Updated: Sep 2024

POR: 7/1885 – 9/2024



# San Antonio Area Monthly Rankings: September



Rank	Warmest Avg Temp		Warmest Avg High		Warmest Avg Low		Wettest	
1 <sup>st</sup>	87.0	2023	98.2	2023	75.8	2023	16.86	2018
2 <sup>nd</sup>	85.8	2019	96.5	2019	75.5	1986	15.78	1946
3 <sup>rd</sup>	84.6	1911	96.2	2011	75.2	1980	13.09	1973
4 <sup>th</sup>	84.3	2005	95.4	2005	75.1	2019	11.16	1967
5 <sup>th</sup>	83.7	1986	94.8	1911	74.3	1911	11.10	1957

Rank	Coolest Avg Temp		Coolest Avg High		Coolest Avg Low		Driest	
1 <sup>st</sup>	72.3	1974	80.7	1974	63.9	1974	0.01	1931
2 <sup>nd</sup>	73.6	1889	82.1	1889	64.9	1968	0.04	1937
3 <sup>rd</sup>	75.3	1888	83.9	1967	64.9	1918	0.05	1999
4 <sup>th</sup>	75.5	1967	84.9	1888	65.1	1889	0.06	1947
5 <sup>th</sup>	75.6	twice	85.0	1913	65.3	1942	0.10	1893

Updated: Aug 2025

POR: 7/1885 – 8/2025



# San Antonio Area Monthly Rankings: October



Rank	Warmest Avg Temp		Warmest Avg High		Warmest Avg Low		Wettest	
1 <sup>st</sup>	78.5	2024	90.4	2024	67.8	1931	18.07	1998
2 <sup>nd</sup>	78.0	1931	89.0	1947	67.7	2004	11.90	2009
3 <sup>rd</sup>	76.9	2004	88.2	1931	67.6	1941	9.75	1994
4 <sup>th</sup>	76.3	2014	87.5	2015	66.6	2024	9.56	1942
5 <sup>th</sup>	76.3	1947	87.3	2014	66.6	1919	9.47	2004


Rank	Coolest Avg Temp		Coolest Avg High		Coolest Avg Low		Driest	
1 <sup>st</sup>	61.0	1976	72.2	1976	49.9	1976	T	1952
2 <sup>nd</sup>	65.6	1952	74.7	1958	51.2	1952	0.01	2024
3 <sup>rd</sup>	66.1	1906	76.0	1936	52.6	1964	0.03	1898
4 <sup>th</sup>	66.3	1936	76.6	1923	53.8	1966	0.07	1939
5 <sup>th</sup>	66.3	1964	77.0	4 times	54.3	1906	0.08	1950

Updated: Aug 2025

POR: 7/1885 – 8/2025



# San Antonio Area Monthly Rankings: November



Rank	Warmest Avg Temp		Warmest Avg High		Warmest Avg Low		Wettest	
1 <sup>st</sup>	69.8	1927	80.1	1927	59.4	1927	9.46	2004
2 <sup>nd</sup>	68.2	1909	79.1	2024	58.3	1909	8.58	2000
3 <sup>rd</sup>	66.8	2024	78.3	1988	57.9	1931	7.21	2014
4 <sup>th</sup>	66.5	2017	78.1	1909	57.8	1913	6.79	1907
5 <sup>th</sup>	66.5	1931	77.7	2005	56.4	1985	6.01	1977

Rank	Coolest Avg Temp		Coolest Avg High		Coolest Avg Low		Driest	
1 <sup>st</sup>	52.1	1976	61.9	1976	40.6	1959	T	1966
2 <sup>nd</sup>	53.3	1959	64.3	1907	42.2	1976	T	1903
3 <sup>rd</sup>	54.0	1972	64.6	1929	42.2	1972	T	1894
4 <sup>th</sup>	55.0	1929	64.7	1888	42.6	1970	0.01	2008
5 <sup>th</sup>	55.8	1889	64.8	1918	43.9	1889	0.01	1970

Updated: Aug 2025

POR: 7/1885 – 8/2025



# San Antonio Area Monthly Rankings: December



Rank	Warmest Avg Temp		Warmest Avg High		Warmest Avg Low		Wettest	
1 <sup>st</sup>	66.0	1889	74.1	2021	58.1	1889	13.96	1991
2 <sup>nd</sup>	64.2	2021	74.0	1889	54.3	2021	7.11	1986
3 <sup>rd</sup>	62.5	1933	73.5	1933	51.5	1933	6.22	2016
4 <sup>th</sup>	60.9	2024	71.7	1970	51.3	2024	6.22	1937
5 <sup>th</sup>	60.1	1970	70.6	1954	50.6	1984	5.73	1891

Rank	Coolest Avg Temp		Coolest Avg High		Coolest Avg Low		Driest	
1 <sup>st</sup>	43.0	1983	53.0	1914	31.5	1989	T	1917
2 <sup>nd</sup>	43.4	1989	54.1	1983	31.9	1983	0.03	1950
3 <sup>rd</sup>	45.6	1963	55.2	1989	35.4	1963	0.04	1894
4 <sup>th</sup>	46.3	1914	55.8	2000	36.7	1973	0.08	2004
5 <sup>th</sup>	46.4	2000	55.9	1963	36.9	2000	0.09	1985

Updated: Aug 2025

POR: 7/1885 – 8/2025